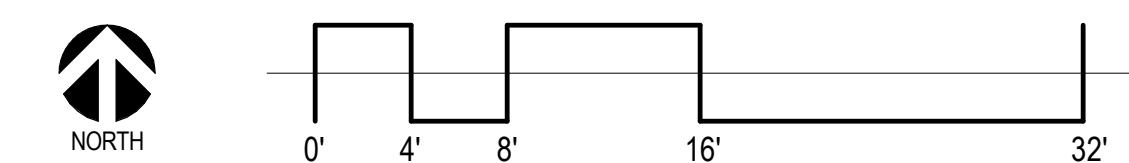




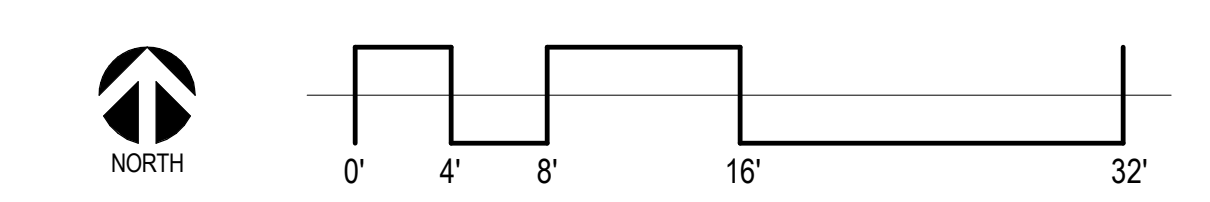
LAKE CITY COMMUNITY SCHOOL - OPTION A.5





	DEMOLITION	2,227 SF
	MINOR RENOVATION	4,989 SF
	MAJOR RENOVATION	1,570 SF
	ADDITION	18,909 SF
	EXISTING	3,657 SF
	BUILDING	29,992 SF

18,884 SF ADDITION



LAKE CITY COMMUNITY SCHOOL - OPTION A.5



- ELEMENTARY MOVES TO SOUTH
- WITH PRESCHOOL
- MIDDLE / HIGH SCHOOL MOVES NORTH

TOTAL AREA:	29,992 SF
ADDITION AREA:	18,909 SF
MINOR RENOVATION AREA:	4,989 SF
MAJOR RENOVATION AREA:	1,570 SF

OPTION A.5

LAKE CITY SPACE PROGRAM



SPACE CATEGORY ROOM NAME	Space Allocation			Student Capacity			Space Allocation			Student Capacity		Remarks
	CURRENT			CDE GUIDELINES			PROPOSED ADDITION/RENOVATION			CDE GUIDELINES		
	# Sim Rms	Ave. Area Ea Rm	Total Area (Sq Ft)	CDE sq per Student	Current Enrollment	Total Students	# Sim Rms	Ave. Area Ea Rm	Total Area (Sq Ft)	CDE sq per Student	Total Students	
ADMINISTRATION												
SECRETARY/WORK/LOBBY	1	253	253				1	500	500			
PRINCIPAL	1	136	136				1	150	150			
COUNSELOR'S OFFICE (NOT AT FRONT)	1	250	250				1	150	150			
CONFERENCE	1	138	138				1	223	219			
NURSE	1	48	48				1	175	172			
STAFF LOUNGE/WORK	0						1	250	250			
BUS. OFFICE	0	0	0				1	150	150			
Administration Subtotal			825						1,591			
LIBRARY / MEDIA CENTER												
TECH SUPPORT	1	81	81				1	227	227			
LIBRARY / TECH STUDIES / MAKERSPACE	1	882	882				1	832	832			
Library / Media Center Subtotal			882						1059			
CLASSROOMS: ELEMENTARY												
PK-K	0	0	0				1	1153	1153	38	30	
1ST GRADE - 2ND GRADE	1	834	834	38	15	22	1	652	652	38	17	
3RD GRADE - 4TH GRADE	1	733	733	32	13	23	1	652	652	32	20	
5TH GRADE - 6TH GRADE	1	803	803	30	14	27	1	866	866	30	29	
Elementary Classrooms Subtotal			2,370		42	72			3,323		97	

LAKE CITY SPACE PROGRAM




SPACE CATEGORY ROOM NAME	Space Allocation CURRENT			Student Capacity CDE GUIDELINES			Space Allocation PROPOSED ADDITION/RENOVATION			Student Capacity CDE GUIDELINES		Remarks
	# Sim Rms	Ave. Area Ea Rm	Total Area (Sq Ft)	CDE sq per Student	Current Enrollment	Total Students	# Sim Rms	Ave. Area Ea Rm	Total Area (Sq Ft)	CDE sq per Student	Total Students	
CLASSROOMS (MS/HS)												
MATH	1	640	640	28	9	23	1	803	803	28	29	
ENGLISH	1	652	652	28	6	23	1	733	733	28	26	
ART / MAKERSPACE	1	1037	1037	45	10	23	1	876	876	45	19	
SCIENCE/PREP	1	520	520	44	18	12	1	866	866	44	20	
SOCIAL STUDIES	1	652	652	28		23	1	672	672	28	24	
TECH.							1	206	206			
INTERVENTION / SPANISH	1	654	654	28			1	603	603	28		
MUSIC/STAGE	0	0	0	35			1	900	900	35		
CAREER TECHNICAL ED	0	0	0				1	1249	1249			
MS / HS Classrooms Subtotal			4,155		43	104			6,908		118	
SPECIAL EDUCATION												
CLASSROOM	1	155	155	37			1	452	452			
Special Education Subtotal			155			0			452		0	
PHYSICAL EDUCATION												
GYMNASIUM (SEAT 200)	0	0	0				1	7746	7746			
CONCESSIONS							1	134	134			
GYM STORAGE							1	474	474			
WEIGHT ROOM							1	313	313			
PE OFFICE							1	283	283			
BOY'S LOCKER ROOM	0	0	0				1	703	703			
GIRL'S LOCKER ROOM	0	0	0				1	704	704			
Physical Education Subtotal			0						10,357			
CAFETERIA / KITCHEN												
CAFETERIA	1	832	832				1	1316	1000			
KITCHEN	0	0	0				1	472	472			
Cafeteria Subtotal			832						1,472			
TOTAL NET ASSIGNABLE AREA			9,219	100% UTILIZATI	85	176			25,162	100% UTILIZATI	215	
BUILDING TOTALS												
Total Assignable Area		67%	9,219					81%	25,162			
Non-assignable Support Space (Hallways, restrooms, Custodial Space, Student lockers, Mech / Elec., Walls, Stairs & Storage)		33%	4,593					19%	4,830			
Total Gross Area			13,812						29,992			
SF/Student					162	79					140	

*Minimum CDE Classroom Size is 675 sf

VIEW NORTH FROM GUNNISON AVE.





VIEW SOUTH FROM SILVER STREET



